

ELECTRIC TRANSFORMER COMPATIBILITY PARATHOM PIN 12V G4 + GY6.35

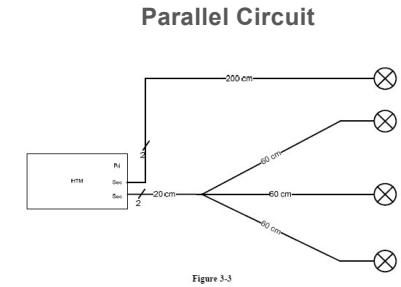
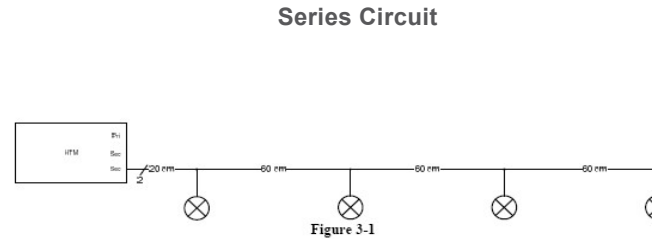
BASIC INFORMATION:

1. WHAT IS THE PRODUCT CODE AND WHERE DO I FIND IT?

The product code describes the lamp type. It contains 7 letters and digits and is starting with "A". Below an example for the product code of the stamp of the lamp:



220-240V **AC01770** 2700K
13 W 50/60 Hz 27 mA
Made in Germany XXX-XXXX



2. HOW MANY LAMPS CAN I INSTALL ON ONE ELECTRIC TRANSFORMER?

For max. number of lamps on a Electric Transformer, please use the following rule of thumb:
(Please note: actual number may vary from calculated result)

$$\text{Max. number of lamps} = \frac{\text{Max. load of Electric Transformer}}{\text{Equivalent Wattage (HAL/GLS)}}$$

3. HOW CAN I READ THE FOLLOWING CHARTS?

Legend:
Information about the compatibility of the lamps. Green means very good compatibility, yellow means limited compatibility and red means undesired compatibility.

List of electric transformers tested in laboratory conditions.

Legend					PARATHOM PRO							
					AR111 50	AR111 75	AR111 100	AR111 GLOWdim	MR111 20	MR111 20 non-dim	MR111 35 non-dim	
Very good compatibility with indicated number of lamps					[Green bar]							
Good compatibility with indicated number of lamps					[Yellow bar]							
Not tested					[Red bar]							
ELECTRIC TRANSFORMERS												
Circuit	Brand	Model	Type	Voltage	Wattage	Number of Lamps on ET	Number of Lamps on ET	Number of Lamps on ET	Number of Lamps on ET	Number of Lamps on ET	Number of Lamps on ET	
	OSRAM	HTM 70230-240	HT	230-240, 50-60Hz	20-70W	1-3	1-4	1-4	1-2	1-4	1-4	
Series Circuit	OSRAM	HTM 139230-240	HT	230-240, 50-60Hz	35-105W	1-3	1-4	1-4	1-3	1-4	1-4	
	OSRAM	ET-Parrot 70230-240I	ET	230-240, 50-60Hz	20-70W	1-3	1-4	1-4	1-3	1-4	1-4	
	OSRAM	HTM 189230-240	HT	230-240, 50-60Hz	50-150W	1-4	1-4	1-4	1-3	2-4	1-4	
	OSRAM	HTN 79230-240I	HT	230-240, 50-60Hz	20-75W	1-3	1-4	1-4	1-2	1-4	1-4	
	OSRAM	ET-Parrot 189230-240I	ET	230-240, 50-60Hz	35-105W	1-3	1-4	1-4	1-2	1-4	1-2	
	OSRAM	ET-Parrot 90	ET	230V/50Hz	50-90	1-4	1-4	1-4	1-4	1-4	1-4	
	OSRAM	HTL 139230-240	HT	230-240, 50-60Hz	35-105W	1-4	1-4	1-4	1-3	2-4	1-4	
	OSRAM	HTL 189230-240	HT	230-240, 50-60Hz	50-225W	1-4	1-4	1-4	1-4	3-4	1-4	
	OSRAM	DT 38020-240PDP	DT	230V/50Hz	30	1-2	1-2	1-2	1-2	1-4	1-4	
	OSRAM	DT 69220-240PDP	DT	230V/50Hz	60	1-4	1-3	1-3	1-3	1-4	1-4	
	Parallel Circuit	OSRAM	HTM 70230-240	HT	230-240, 50-60Hz	20-70W	1-3	1-4	1-4	1-2	1-4	1-4
		OSRAM	HTM 139230-240	HT	230-240, 50-60Hz	35-105W	1-3	1-4	1-4	1-3	1-4	1-4
		OSRAM	ET-Parrot 70230-240I	ET	230-240, 50-60Hz	20-70W	1-3	1-4	1-4	1-3	1-4	1-4
		OSRAM	HTM 189230-240	HT	230-240, 50-60Hz	50-150W	1-4	1-4	1-4	1-3	1-4	1-4
		OSRAM	HTN 79230-240I	HT	230-240, 50-60Hz	20-75W	1-3	1-4	1-4	1-2	1-4	1-4
OSRAM		ET-Parrot 189230-240I	ET	230-240, 50-60Hz	35-105W	1-4	1-4	1-4	1-2	1-4	2	
OSRAM		ET-Parrot 90	ET	230V/50Hz	50-90	1-4	1-4	1-4	1-4	1-4	1-4	
OSRAM		HTL 139230-240	HT	230-240, 50-60Hz	35-105W	1-4	1-4	1-4	1-4	1-4	1-4	
OSRAM		HTL 189230-240	HT	230-240, 50-60Hz	50-225W	1-4	1-4	1-4	1-4	4	1-4	
OSRAM		DT 38020-240PDP	DT	230V/50Hz	30	1-2	1-2	1-2	1-2	1-4	1-4	
OSRAM		DT 69220-240PDP	DT	230V/50Hz	60	1-4	1-3	1-3	1-3	1-4	1-4	

Information about the OSRAM lamp type

Assessment of the results into categories. Includes the number of lamps.

TRANSFORMATOR KOMPATIBILITÄT PARATHOM PIN 12V G4 + GY6.35

BASISINFORMATIONEN:

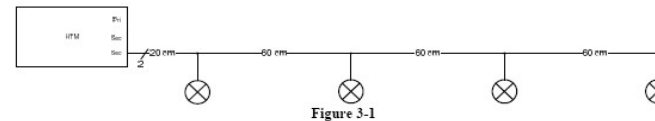
1. WAS IST DER PRODUKTCODE UND WO FINDE ICH IHN?

Der Produktcode beschreibt den Lampentyp. Er besteht aus sieben Buchstaben und Ziffern und beginnt mit einem "A". Nachfolgend ein Beispiel eines Produktcodes auf dem Aufdruck der Lampe.

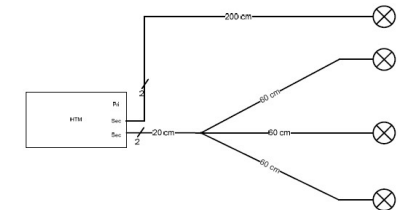


220-240V **AC01770** 2700K
13 W 50/60 Hz 27 mA
Made in Germany XXX-XXXX

Reihenschaltung



Parallelschaltung



2. WIE VIELE LAMPEN KANN ICH AN EINEN ELEKTRISCHEN TRANSFORMATOR ANSCHLIEßEN?

Die max. Anzahl an Lampen, die Sie an einen elektrischen Transformator anschließen können, ergibt sich aus der folgenden Faustregel:
(Bitte beachten Sie: die tatsächliche Anzahl kann vom berechneten Ergebnis abweichen)

$$\text{Max. Anzahl von Lampen} = \frac{\text{Max. Last des elektrischen Transformators}}{\text{Äquivalente Wattage (HAL/GLS)}}$$

3. WIE LESE ICH DIE FOLGENDEN TABELLEN?

Legende: Angaben zur Kompatibilität der Lampen. Grün bedeutet eine sehr gute Eigenschaft mit der angegebenen Lampenanzahl, gelb eingeschränkte Eigenschaften und rot bedeutet eine teilweise kritische Kompatibilität.









Liste der getesteten Transformatoren

Legend					PARATHOM PRO AT111 20	PARATHOM PRO AT111 25	PARATHOM PRO AT111 30	PARATHOM PRO AT111 G4/GY6.35	PARATHOM DIM ME111 20	PARATHOM ME111 20 non-dim	PARATHOM ME111 35 non-dim
<p>Very good compatibility with indicated number of lamps</p> <p>Good compatibility with indicated number of lamps</p> <p>Not tested</p>											
<p>Brand</p> <p>Model</p> <p>Type</p> <p>Voltage</p> <p>Wattage</p>					<p>Number of Lamps on ET</p> <p>Number of Lamps on ET</p> <p>Number of Lamps on ET</p> <p>Number of Lamps on ET</p> <p>Number of Lamps on ET</p> <p>Number of Lamps on ET</p> <p>Number of Lamps on ET</p>						
Series Circuit	OSRAM	HTM 70220-240	HT	230-240, 50-60Hz	20-70W	1-3	1-4	1-4	1-3	1-4	1-4
	OSRAM	HTM 105230-240	HT	230-240, 50-60Hz	35-105W	1-3	1-4	1-4	1-3	1-4	1-4
	OSRAM	ET-Parrot 70220-240 I	ET	230-240, 50-60Hz	20-70W	1-3	1-4	1-4	1-3	1-4	1-4
	OSRAM	HTM 105230-240	HT	230-240, 50-60Hz	50-105W	1-4	1-4	1-4	1-3	1-4	1-4
	OSRAM	HTN 79230-240 I	HT	230-240, 50-60Hz	20-75W	1-3	1-4	1-4	1-2	1-4	1-4
	OSRAM	ET-Parrot 105230-240 I	ET	230-240, 50-60Hz	35-105W	1-3	1-4	1-4	1-2	1-4	1-2
	OSRAM	ET-Parrot 80	ET	230V/50Hz	50-150	1-4	1-4	1-4	1-4	1-4	1-4
	OSRAM	HTL 105230-240	HT	230-240, 50-60Hz	35-105W	1-4	1-4	1-4	1-3	2-4	1-4
	OSRAM	HTL 229230-240	HT	230-240, 50-60Hz	50-225W	1-4	1-4	1-4	1-4	1-4	3
	OSRAM	DT 30220-240P2	DT	230V/50Hz	30	1-2	1-2	1-2	1-4	1-4	1-4
OSRAM	DT 60220-240P2	DT	230V/50Hz	60	1-4	1-3	1-3	1-4	1-4	1-4	
Parallel Circuit	OSRAM	HTM 70220-240	HT	230-240, 50-60Hz	20-70W	1-3	1-4	1-4	1-3	1-4	1-4
	OSRAM	HTM 105230-240	HT	230-240, 50-60Hz	35-105W	1-3	1-4	1-4	1-3	1-4	1-4
	OSRAM	ET-Parrot 70220-240 I	ET	230-240, 50-60Hz	20-70W	1-3	1-4	1-4	1-3	1-4	1-4
	OSRAM	HTM 105230-240	HT	230-240, 50-60Hz	50-105W	1-4	1-4	1-4	1-4	1-4	1-4
	OSRAM	HTN 79230-240 I	HT	230-240, 50-60Hz	20-75W	1-3	1-4	1-4	1-2	1-4	1-4
	OSRAM	ET-Parrot 105230-240 I	ET	230-240, 50-60Hz	35-105W	1-3	1-4	1-4	1-2	1-4	1-2
	OSRAM	ET-Parrot 80	ET	230V/50Hz	50-150	1-4	1-4	1-4	1-4	1-4	1-4
	OSRAM	HTL 105230-240	HT	230-240, 50-60Hz	35-105W	1-4	1-4	1-4	1-3	1-4	1-4
	OSRAM	HTL 229230-240	HT	230-240, 50-60Hz	50-225W	1-4	1-4	1-4	1-4	1-4	1-4
	OSRAM	DT 30220-240P2	DT	230V/50Hz	30	1-2	1-2	1-2	1-4	1-4	1-4
OSRAM	DT 60220-240P2	DT	230V/50Hz	60	1-4	1-3	1-3	1-4	1-4	1-4	

Angaben zum OSRAM Lampentyp

Bewertung der Testergebnisse in Ampel Kategorien. Beinhaltet die Lampenanzahl für die angegebene Ampel Kategorie.

ELECTRIC TRANSFORMER COMPATIBILITY PARATHOM PIN 12V G4 + GY6.35

Legend					PARATHOM® LED PIN	LED PIN	LED PIN MICRO	PARATHOM® LED PIN	PARATHOM® LED PIN	PARATHOM® LED PIN	PARATHOM® LED PIN	PARATHOM® LED PIN
					20 DIM G4	35 DIM GY6.35	10 G4	10 G4	20 G4	30 G4	30 GY6.35	35 GY6.35
Very good compatibility with indicated number of lamps												
Good compatibility with indicated number of lamps					EAN / Basic Code	EAN / Basic Code	EAN / Basic Code	EAN / Basic Code	EAN / Basic Code	EAN / Basic Code	EAN / Basic Code	EAN / Basic Code
Not tested					4058075271746 / AC17652	4058075432185 / AC24750	4058075523098 / AC24774	4058075811959 / AC24746	4058075811430 / AC24747	4058075432048 / AC24748	4058075432093 / AC24749	4058075271944 / AC17653
Electric Transformers					Number of Lamps on ET	Number of Lamps on ET	Number of Lamps on ET	Number of Lamps on ET	Number of Lamps on ET	Number of Lamps on ET	Number of Lamps on ET	Number of Lamps on ET
Brand	Model	Type	Voltage	Wattage								
OSRAM	HTM 70/230-240	HT	230-240, 50-60Hz	20-70W	1-4	1-4	1-4	1-4	1-4	1-4	1-4	1-4
OSRAM	HTM 105/230-240	HT	230-240, 50-60Hz	35-105W	1-4	1-4	1-4	1-4	1-4	1-4	1-4	1-4
OSRAM	ET-Parrot 70/220-240 I	ET	220-240, 50-60Hz	20-70W	1-4	1-4	1-4	1-4	1-4	1-4	1-4	1-4
OSRAM	ET-Parrot 105/220-240 I	ET	220-240, 50-60Hz	35-105W	2-4	1-4	1-4	1-4	1-4	1-4	1-4	2-4
OSRAM	ET-A 60/220-240	ET	220-240, 50-60Hz	20-60W	2-4	1-4	1-4	1-4	1-4	1-4	1-4	1-2
OSRAM	ET-LED 30/220-240 (ET-L	ET	220-240, 50-60Hz	2-30W	1-4	1-4	1-4	1-4	1-4	1-4	1-4	1-2
OSRAM	HTB 70/220-240	HT	220-240, 50-60Hz	20-70W		1-4	1-4	1-4	1-4	1-4	1-4	
OSRAM	HTN75/230-240 I	ET	230-240, 50-60Hz	20-75W	1-4	1-4	1-4	1-4	1-4	1-4	1-4	1-4
OSRAM	HTM 150/230-240	HT	230-240, 50-60Hz	50-150W	2-4	2-4	1-4	1-4	1-4	1-4	1-4	1-4
OSRAM	HTL105/230-240	HT	230-240, 50-60Hz	35-105W	2-4	2-4	1-4	1-4	1-4	1-4	1-4	1
OSRAM	IZ-A50/240	ET	240,50-60Hz	50W	2-3	1-4	1-2			1	1	1-4
OSRAM	IZ-HALD50/220-240	ET	220-240, 50-60Hz	20-50W		1-4	1-4	1-2	1-4	1-4	1-4	1-4
OSRAM	HTB 105/220-240	HT	220-240, 50-60Hz	35-105W		1-4	1-4	1-2	1-4	1-4	1-4	
OSRAM	ET-Parrot 150/220-240 I	ET	220-240, 50-60Hz	50-150W	2-4	2-4	1-4	1-2	1-4	1-4	1-4	2-4
OSRAM	ET-ZE 60/220-240	ET	220-240, 50-60Hz	20-60W		1-4	2-4	2-4	1-4	1-4	1-4	
OSRAM	HTL 225/230-240	HT	220-240, 50-60Hz	50-225W	3-4	3-4	1-4	1-4	1-4	1-4	1-4	2-4
OSRAM	OT 15/220-240/12 P	OT	220-240, 50-60Hz	15W	1-4	1-4	1-4	1-4	1-4	1-4	1-4	1-2
OSRAM	OT 30/220-240/12 P	OT	220-240, 50-60Hz	30W	1-4	1-4	1-4	1-4	1-4	1-4	1-4	1-4
OSRAM	OT 60/220-240/12 P	OT	220-240, 50-60Hz	60W	1-4	1-4	1-4	1-4	1-4	1-4	1-4	1-4
SLV	461060	ET	230,50-60Hz	10-60W		1-4	1-4	1-4	1-4	1-4	1-4	
BLOCK	HES 70K	ET	230-240,50-60Hz	20-70W		3-4		1-4	1-4	1-4	1-4	
BLOCK	HES 105K	ET	230-240,50-60Hz	35-105W		1-4	1-4	1-4	1-4	1-4	1-4	
EVN	TAB 70 (3310)	ET	230,50-60Hz	20-70W		1-4	1-4	1-4	1-4	1-4	1-4	
EVN	CLOU 60(T41/09)	ET	230-240,50-60Hz	10-60W		1-4						
EVN	MINIJOKE 70(T27/10)	ET	230-240,50-60Hz	10-70W		2-4						
Berker	Igel 20-105w 2921	ET	230-240,50-60Hz	20-105W		2-4						
Berker	SNT 70/OJ 2918	ET	230,50-60Hz	20-70W		2-4	1-4		1-4	1-4	1-4	
Berker	SNTF II 35-105W 2927	ET	230,50-60Hz	35-105W		3-4	4		1-4	1-4	1-4	
Paulmann	Profi 80	ET	220-240,50Hz	20-80W		1-4	4	1-4	3-4	1-4	1-4	
Paulmann	Mipro 70	ET	230,50-60Hz	20-70W		3-4	1	1	1	1-4	1-4	
JUNG	SNT 70 F	ET	230,50-60Hz	20-70W		1-4	2-4	1-4	1-4	1-4	1-4	
JUNG	SNT 105 F	ET	230,50-60Hz	20-105W		1-4	2-4	1-4	1-4	1-4	1-4	
nobile	EN-80F	ET	230,50-60Hz	20-80W		1-4	2-4	1	1-4	1-4	1-4	
nobile	EN-60D2	ET	230,50-60Hz	20-60W		1-4	2-4		1-4	1-4	1-4	
FN LIGHT	TL105S 20-105W 461107	ET	230-240,50-60Hz	20-105W		1-4	1-4	1-4	1-4	1-4	1-4	
goodbay	SET110LV(35-110W)	ET	220-240,50Hz	35-110W		2-4	4	1-2	1-4	1-4	1-4	
PHILIPS	Primaline 70 230-240	ET	230-240,50-60Hz	20-70W		3-4	1-4	1-4	1-4	1-4	1-4	
abi	SET210(50-210VA)	ET	220-240V, 50Hz	50-210VA		1-4	2-4	1-4	1-4	1-4	1-4	

Please Note:

- The compatibility list is based upon testing conducted by the manufacturer in a lab simulated environment, and the results can vary in certain field applications due to a number of factors. OSRAM does not take over any responsibility, warranty or liability that this results can also achieved by using the devices under other conditions, or when using successor models of the tested devices, or different models of the same manufacturer, or when using other LED lamp types
- The absence of a dimmer from this chart does not necessarily imply incompatibility.
- Please reference the dimmer manufacturer's instructions for installation.
- LED lamps contain several electronic components. Under unfavourable conditions these can lead to acoustic noise. In case of resonance even low noise can cause audible effect. Possible factors influencing this are the installation, the design of the lamp holder and the luminaire (acoustic resonance effect) as well as the dimmer or the transformer (harmonics or electronic resonance).
- Subject to change without notice
- Errors and omission excepted
- Always make sure to use the most recent release

Bitte beachten:

- Die Kompatibilitätsliste basiert auf Tests, die der Hersteller in einer im Labor simulierten Umgebung durchgeführt hat. Die Ergebnisse können aufgrund verschiedener Faktoren in manchen Praxisanwendungen abweichen. OSRAM übernimmt keinerlei Verantwortung, Garantie oder Haftung dafür, dass diese Ergebnisse tatsächlich mit den Geräten unter anderen Bedingungen, mit Nachfolgemodellen der getesteten Geräte, mit anderen Modellen desselben Herstellers oder bei Verwendung anderer LED-Lampentypen erreicht werden.
- Das Fehlen eines Dimmers in der Abbildung bedeutet nicht, dass ein Dimmer nicht kompatibel ist.
- Lesen Sie stets die Installationsanweisungen des Dimmerherstellers.
- LED-Lampen bestehen aus mehreren elektronischen Komponenten. Unter ungünstigen Bedingungen können diese Störgeräusche erzeugen. Im Resonanzfall können selbst geringe Geräusche einen hörbaren Effekt hervorrufen. Einflussfaktoren können die Installation, die Gestaltung des Lampenträgers, die Leuchte (akustischer Resonanzeffekt), der Dimmer oder der Trafo (Oberschwingungen oder elektronische Resonanz) sein.
- Änderungen vorbehalten.
- Irrtümer und Auslassungen vorbehalten.
- Vergewissern Sie sich, dass Sie stets die aktuellste Version benutzen.

LEDVANCE GmbH

Head Office:

Parkring 29-33
85748 Garching, Germany
Phone +49 89 780673-100
Fax +49 89 780673-XXX
www.ledvance.com